

# FOX VALLEY ELEVATOR™



**RESIDENTIAL & COMMERCIAL  
DUMBWAITERS**

## SAFETY FIRST

Fox Valley Elevator, LLC is a new leader in residential and commercial dumbwaiter design, manufacturing, and safety. Our custom handcrafted dumbwaiters are engineered with top quality materials and assembled with pride at our facility in Appleton, Wisconsin.

## MADE IN THE USA

Residential and commercial dumbwaiters manufactured by Fox Valley Elevator, LLC are made in the USA using US and globally sourced parts. Our dumbwaiters are designed to last, as well as add value and convenience to your home or business for years to come. For additional peace of mind, Fox Valley Elevator, LLC dumbwaiter cars are equipped with UL and ETL listed controls.

## DESIGNED FOR YOU

Our residential and commercial dumbwaiters offer design flexibility and superior performance. We work closely with our dealer network across the U.S. to help you select the residential or commercial dumbwaiter that perfectly suits your needs, style, and budget. We offer a wide variety of styles, finishes, and fixtures so you can customize your dumbwaiter to your own personal taste.



## WE MAKE IT EASY TO ADD A DUMBWAITER TO YOUR HOME OR BUSINESS

Fox Valley Elevator, LLC has residential and commercial dumbwaiters down to a science. Whether its for your dream home, business or renovation project, let our highly experienced team assist you in selecting a unit that best meets your needs.

- Designed for vertical transport of goods in multi-floor applications.
- Our dumbwaiters are powder coated steel or 304 stainless steel.
- Custom sizes allow Fox Valley Elevator, LLC to build dumbwaiters to meet specific lift needs.
- Our Winding Drum drive system and heavy-duty guide rails are designed for long service life.
- Safety is assured with a standard slack cable monitoring device, car safeties, top final limit switches, and UL listed control.
- In commercial applications, B Label 1.5-hour fire rated hoistway doors are available for complete safety and code compliance.



**FIND AN AUTHORIZED FOX VALLEY  
ELEVATOR DEALER IN YOUR AREA**

**800-238-8739 • [www.foxvalleyelevator.com](http://www.foxvalleyelevator.com)**

Made in the USA with US and globally sourced parts



Residential Units			
Mechanical Features		Cable-Waiter	Paca- Waiter
<b>Weight Capacity</b>	Up To...	100 lbs.	200 lbs.
<b>Standard Car Sizes</b>		20"x20"x30"	26"x26"x36"
<b>Travel</b>	Up To...	50'	34'
<b>Stops</b>	Up To...	6 Stops	
<b>Nominal Speed</b>	Feet Per Minute	30 FPM	50 FPM
<b>Overhead</b>	Minimum space above top of car. Additional overhead required for overhead machine and some types of car gates.	1'-6"	2'-0"
<b>Electrical Requirements</b>	Phase	Single	
	Voltage	110 V	230V
	Amperage	15 A	10 A
<b>Drive System</b>		Winding Drum	
<b>Motor</b>	Horsepower	3/4 HP	1.5 HP
<b>Controller Size</b>	Height x Width x Depth	18" x 18" x 6"	
<b>Sheave</b>	Diameter	4"	6-3/8"
<b>Drum</b>	Diameter	5-1/4"	5-3/4"
<b>Cable Type</b>		1/8" x 7 x 19 GAC	3/16" x 7 x 19 GAC
<b>Rail Type</b>	Steel	1-1/2" x 1-1/2" x 3 /16" Angle	2" x 1" x 3/16" C Channel
<b>Machine Placement</b>		Above or Below	

## Residential Applications

- Groceries/Packages
- Laundry
- Household Supplies
- Trash/Recyclables
- Water Softener Salt
- Firewood
- Suitcases
- Wine Cases
- Many More Options



Commercial Units			
Mechanical Features		Paca-Waiter	Paca-Waiter
<b>Weight Capacity</b>		300 lbs.	500 lbs.
<b>Standard Car Sizes</b>		30"x30"x40"	36"x36"x48"
<b>Travel</b>	Up To...	63'	
<b>Stops</b>	Up To...	6 Stops	
<b>Nominal Speed</b>	Feet Per Minute	60 FPM	
<b>Overhead</b>	Minimum space above top of car. Additional overhead required for overhead machine and some types of car gates.	2'-3"	
<b>Electrical Requirements (Buck Boost Required on Paca-Waiter Units for voltage other than 230V)</b>	Phase	Single	
	Voltage	230 V	
	Amperage	25 A	
<b>Drive System</b>		Winding Drum	
<b>Motor</b>	Horsepower	2 HP	3 HP
<b>Controller Size</b>	Height x Width x Depth	24" x 24" x 8"	
<b>Sheave</b>	Diameter	7-3/4"	
<b>Drum</b>	Diameter	7-3/4"	
<b>Cable Type</b>		1/4" x 7 x 19 GAC	
<b>Rail Type</b>	Steel	2" x 1" x 3/16" C Channel	
<b>Machine Placement</b>		Above or Below	

## Commercial Applications

- Restaurants
- Retail Stores
- Medical Facilities
- Offices
- Financial Institutions
- Funeral Homes
- Libraries
- Places of Worship
- Hotels
- Many More Options

# FOX VALLEY ELEVATOR™

Residential and commercial dumbwaiters have the same hoistway door options, use the same access door materials, and have the same finishes to choose from.

## DUMBWAITER LOCATION OPTIONS

- Counter Loading (Shown Below)
- Floor Loading (Pit Required)

## MACHINE LOCATION OPTIONS

- Above Car on Rail
- Below Car on Rail (Shown Below)





## UL "B" LABEL HOISTWAY DOOR(S)

*For Residential and Commercial Units*



Swing  
Counter Loading



Bi-Parting  
Counter Loading



Slide-Up  
Floor Loading

## HOISTWAY DOOR OPTIONS

- Keyed Emergency Release
- Fusible Link
- Frame Mounted Push Buttons
- Lantern & Chime
- Stainless Sill(s)

## AVAILABLE FINISHES

- Primed Steel
- Stainless Steel



Lantern & Chime

*\*Commercial fixtures only in Stainless Steel*

## ACCESS DOOR(S)

*UL "B" Label Access Door(s)*

Finishes:

- Primed Steel
- #4 Brushed Stainless Steel
- Powder Coated Steel



#4 Brushed Stainless Steel



Powder Coated Steel

*\*CYLINDER LOCK NOT SHOWN  
ON ACCESS DOORS*


## CAR GATES (REQUIRED)



**Tambour/Roll Up**  
(Residential Only)

### FINISHES


- Almond
- Black
- Metallic
- Gray



**Bi-Parting**

### FINISHES

- Powder Coated Steel
- #4 Stainless Steel



**Slide-Up**

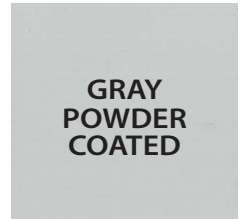
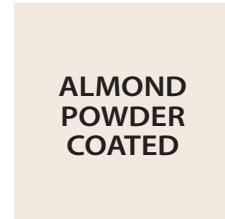
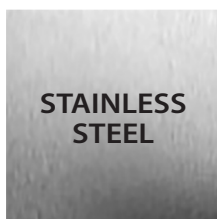
### FINISHES

- Powder Coated Steel
- #4 Stainless Steel

Please contact your Fox Valley Elevator, LLC Authorized Dealer for which gate style will work for your application.



## CAR FINISHES



## HALL STATIONS

- Car Here
- Keylock - Addition or Replace Buttons



## FINISHES

- #4 Brushed Stainless Steel
- #4 Brushed Muntz (Residential Interior Only)
- #8 Polished Stainless Steel (Residential Interior Only)
- #8 Polished Muntz (Residential Interior Only)
- Dark Oxide (Residential Interior Only)
- NEMA 4 Weatherproof- Stainless Steel Only



Brushed  
Muntz

Polished  
Muntz

Brushed  
Stainless Steel

Polished  
Stainless Steel

Dark  
Oxide

Metal finishes shown are representative only and are not intended for color matching.

## INTERLOCK(S) (REQUIRED)

- GAL SN or N
- EMI III (Residential Use Only)
- HG-2 Dual Contact Interlock (Commercial Doors Only)

*GAL or HG2 Interlocks are Required on Commercial Unit*



## ADDITIONAL OPTIONS

- Bottom Final Limit Switch (Models F007 & F011)
- Buffer Springs
- Car Light
- Stand Alone Position Indicator
- Shelves
- Limited Overhead (100# & 200# Roll-Up Gate Only)
- Buck Boost Transformer
- Kellum Grip
- Retiring Cam
- Door Open Buzzer (100# & 200# units only)

# FOX VALLEY ELEVATOR™

IS A PROUD MEMBER OF



Fox Valley Elevator, LLC is a proud member of the American Society of Mechanical Engineers (ASME), National Association of Elevator Contractors (NAEC), Canadian Elevator Contractors Association and Association of Members of the Accessibility Industry (AEMA). These symbols assure you of our commitment to high quality and accessibility to everyone.



**800-238-8739**  
foxvalleyelevator.com  
1726 North Ballard Road • Suite 1  
Appleton, WI 54911  
Info@foxvalleyelevator.com



**MADE IN THE USA**



with US and Global Parts